








1. What is your gender?

		Response Percent	Response Count
Female		67.4%	1,436
Male		32.3%	688
Other		0.2%	5
	Other (please specify)		6
		answered question	2,129
		skipped question	6

2. What is your age?

		Response Percent	Response Count
18 and under		3.9%	81
18-21		63.3%	1,299
22-25		16.3%	335
26 or over		16.4%	337
		answered question	2,052
		skipped question	83

3. What is your ethnic background?

		Response Percent	Response Count
Asian		16.0%	323
American Indian/Alaskan Native		1.1%	22
Native Hawaiian or Other Pacific Islander		0.8%	17
Hispanic/Latin@		23.6%	477
Black or African American		2.8%	57
White/Caucasian		58.7%	1,188
Other or Multiracial		6.6%	134

Other (please specify) 73

answered question 2,025

skipped question 110

4. Are you a currently enrolled UCSB student?

		Response Percent	Response Count
Yes		98.8%	2,081
No		1.2%	26

answered question 2,107

skipped question 28





5. Are you a Graduate or Undergraduate student?

		Response Percent	Response Count
Graduate		22.4%	473
Undergraduate		77.6%	1,640
answered question			2,113
skipped question			22





6. What is your class level?

		Response Percent	Response Count
Freshman		18.1%	370
Sophomore		17.2%	351
Junior		22.7%	464
Senior		19.4%	396
Master's student		6.2%	126
Doctoral student		16.4%	335
answered question			2,042
skipped question			93



7. Where do you currently live? (Please specify which closely describes your living situation)

		Response Percent	Response Count
A residence hall		29.0%	593
An apartment/house		70.4%	1,440
A car/vehicle		0.1%	3
No permanent residence (couch-surfing, homeless, or similar)		0.5%	10
		answered question	2,046
		skipped question	89





8. What is your marital status?

		Response Percent	Response Count
Single		90.2%	1,842
Married/In a domestic partnership		7.3%	149
Separated/Divorced		0.5%	10
Other		2.0%	40
		Other (please specify)	37
		answered question	2,041
		skipped question	94



9. Are you a student parent?

		Response Percent	Response Count
Yes		2.9%	61
No		97.1%	2,058
answered question			2,119
skipped question			16



10. If so, how many children do you have?

		Response Percent	Response Count
1		1.6%	32
2		0.9%	18
3 or more		0.5%	10
N/A: I am not a student parent		97.0%	1,949
answered question			2,009
skipped question			126



11. Do you currently have a job that brings in an income?

		Response Percent	Response Count
Yes		43.0%	911
No		57.0%	1,207
answered question			2,118
skipped question			17



12. Do you have AB 540 status?

		Response Percent	Response Count
Yes		2.0%	40
No		98.0%	1,994
answered question			2,034
skipped question			101



13. Do you receive scholarships, loans, or other financial aid?

		Response Percent	Response Count
Yes		75.7%	1,606
No		24.3%	516
answered question			2,122
skipped question			13



14. Do you receive financial support from parents, guardians, a partner/spouse or other family sources?

		Response Percent	Response Count
Yes		63.2%	1,290
No		36.8%	751
answered question			2,041
skipped question			94

15. Do you feel that your combined income (from all sources) is sufficient towards providing for your basic needs at UCSB?

		Response Percent	Response Count
Yes		51.2%	1,085
No		48.8%	1,036
		answered question	2,121
		skipped question	14



16. Do you have outstanding loans or bills that require repayment before graduation?

		Response Percent	Response Count
Yes		27.2%	576
No		72.8%	1,543
		answered question	2,119
		skipped question	16

17. If yes, how much?

		Response Count
		518
		answered question
		518
		skipped question
		1,617





18. Have you discussed your financial situation and options with staff in an advising/support role at UCSB?

		Response Percent	Response Count
Yes		13.2%	278
No		86.8%	1,836

If yes, please specify department 157






answered question	2,114
skipped question	21

19. How many UCSB students do you know who are struggling to make ends meet?






		Response Percent	Response Count
0		10.6%	215
1-2		25.2%	513
3-5		26.0%	529
6 or more		38.1%	775

answered question	2,032
skipped question	103



20. How often do you find yourself struggling to make ends meet?

		Response Percent	Response Count
Never		23.4%	480
A few times a year		37.3%	763
A few times a month		24.1%	494
Every week		8.5%	175
Every day		6.6%	135
answered question			2,047
skipped question			88



21. How often do you find yourself skipping meals to save money?

		Response Percent	Response Count
Never		36.1%	739
A few times a year		17.3%	354
A few times a month		23.0%	471
Every week		17.3%	353
Every day		6.3%	128
answered question			2,045
skipped question			90




22. Would you be in favor of having a campus-based food bank, where needy students could pick up free groceries each week?

		Response Percent	Response Count
Yes		85.0%	1,722
No		15.0%	303
answered question			2,025
skipped question			110




23. Do you feel that there is a need for a food bank on UCSB's campus?

		Response Percent	Response Count
Yes		65.4%	1,312
No		34.6%	694
answered question			2,006
skipped question			129



24. If there was such a food bank at UCSB, would you use this service?

		Response Percent	Response Count
Yes		41.2%	840
No		25.7%	525
Maybe		33.1%	676
answered question			2,041
skipped question			94

25. Would you be willing to pay a small quarterly fee (under \$5.00), if passed by student referendum, to fund a food bank at UCSB?

		Response Percent	Response Count
Yes		57.9%	1,180
No		17.1%	348
Maybe		25.0%	510
		answered question	2,038
		skipped question	97

26. Would you be willing to volunteer some of your time to making this food bank a success?

		Response Percent	Response Count
Yes		59.8%	1,208
No		40.2%	812
		answered question	2,020
		skipped question	115

27. If you support the idea of a campus food bank, what kinds of food items would you suggest be made available?

	Response Count
	1,202
answered question	1,202
skipped question	933

28. Are there any negative outcomes or challenges you foresee to having a campus food bank? If so, please elaborate.

**Response
Count**

1,074

answered question 1,074

skipped question 1,061

29. Additional Comments

**Response
Count**

362

answered question 362

skipped question 1,773